

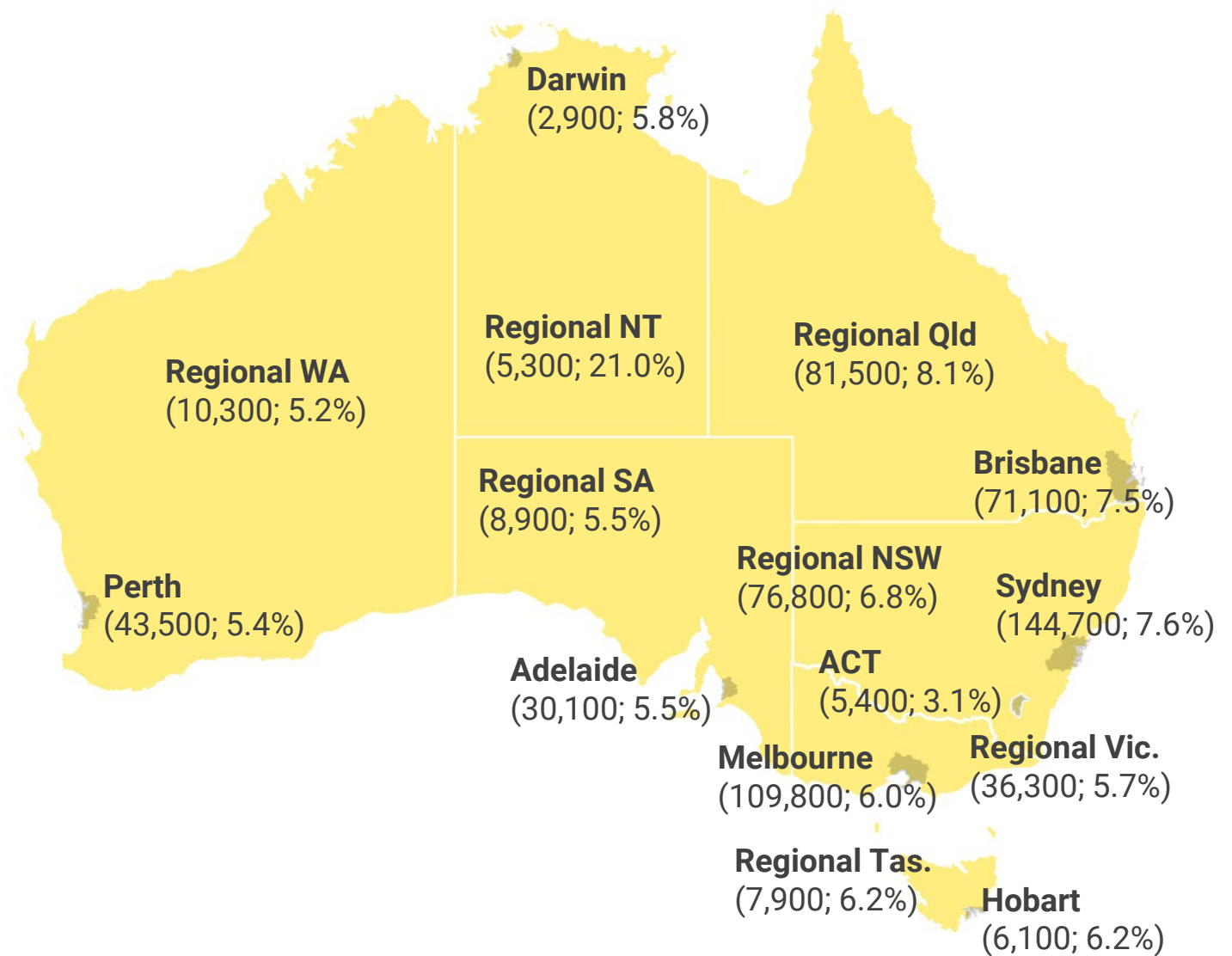
Unmet housing need

Ryan van den Nouwelandt

HAFF Ready in the NT | 30 March 2023



Unmet housing need across Australia



Quantifying Australia's unmet housing need

A national snapshot









Prepared for the
**Community
Housing
Industry
Association**

by
Ryan
van den Nouwelant
Laurence
Troy
and
Balamurugan
Soundararaj









November 2022




Unmet housing need across Australia

NT		8.2k
NSW		221.6k
Vic		146.1k
Qld		152.6k
WA		53.8k
SA		39.0k
Tas		13.9k
ACT		5.4k

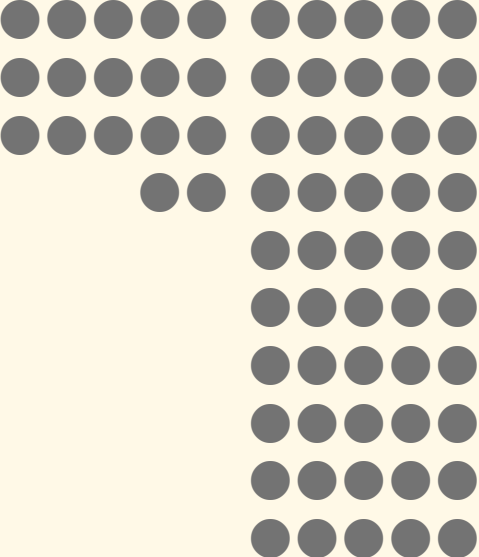

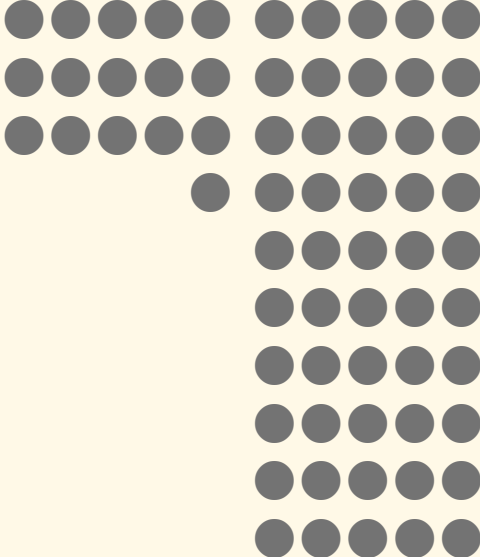

Unmet housing need across Australia

NT		8.2k
NSW		221.6k
Vic		146.1k
Qld		152.6k
WA		53.8k
SA		39.0k
Tas		13.9k
ACT		5.4k

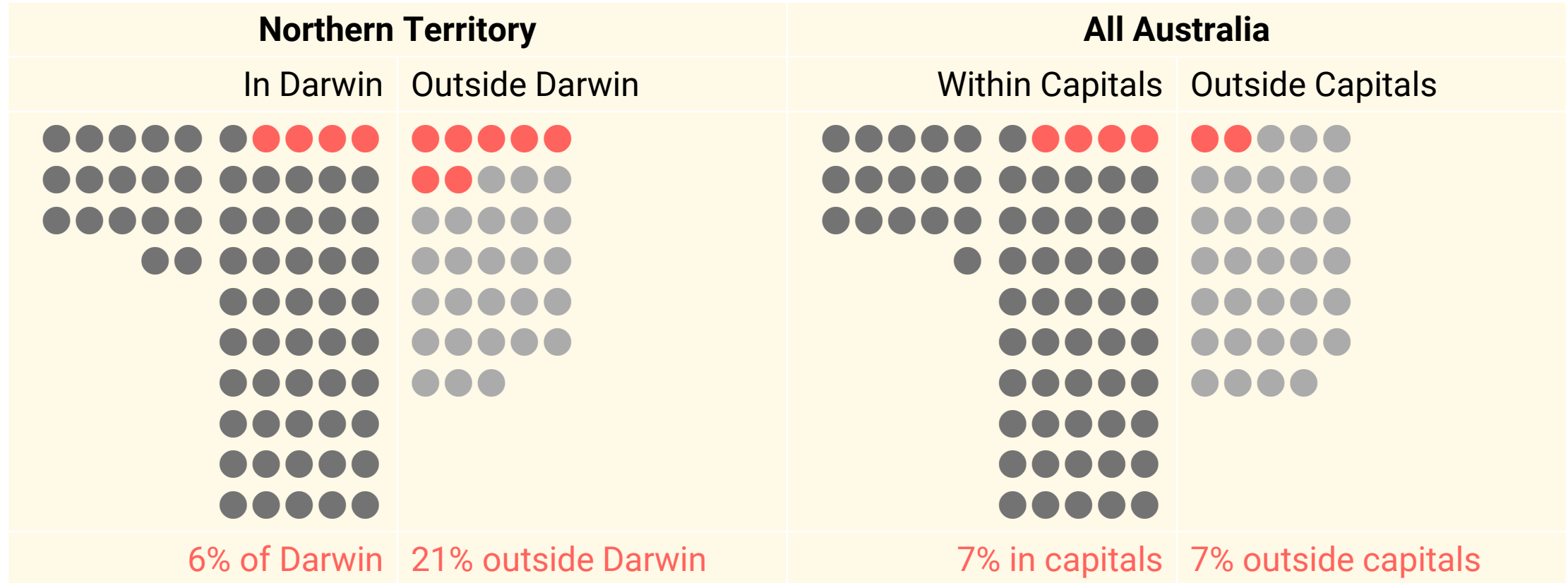
Unmet housing need across Australia







Different regions, different challenges

Northern Territory		All Australia	
In Darwin	Outside Darwin	Within Capitals	Outside Capitals
			













Different regions, different challenges










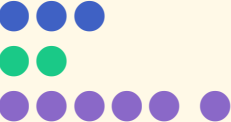




Composition of unmet need

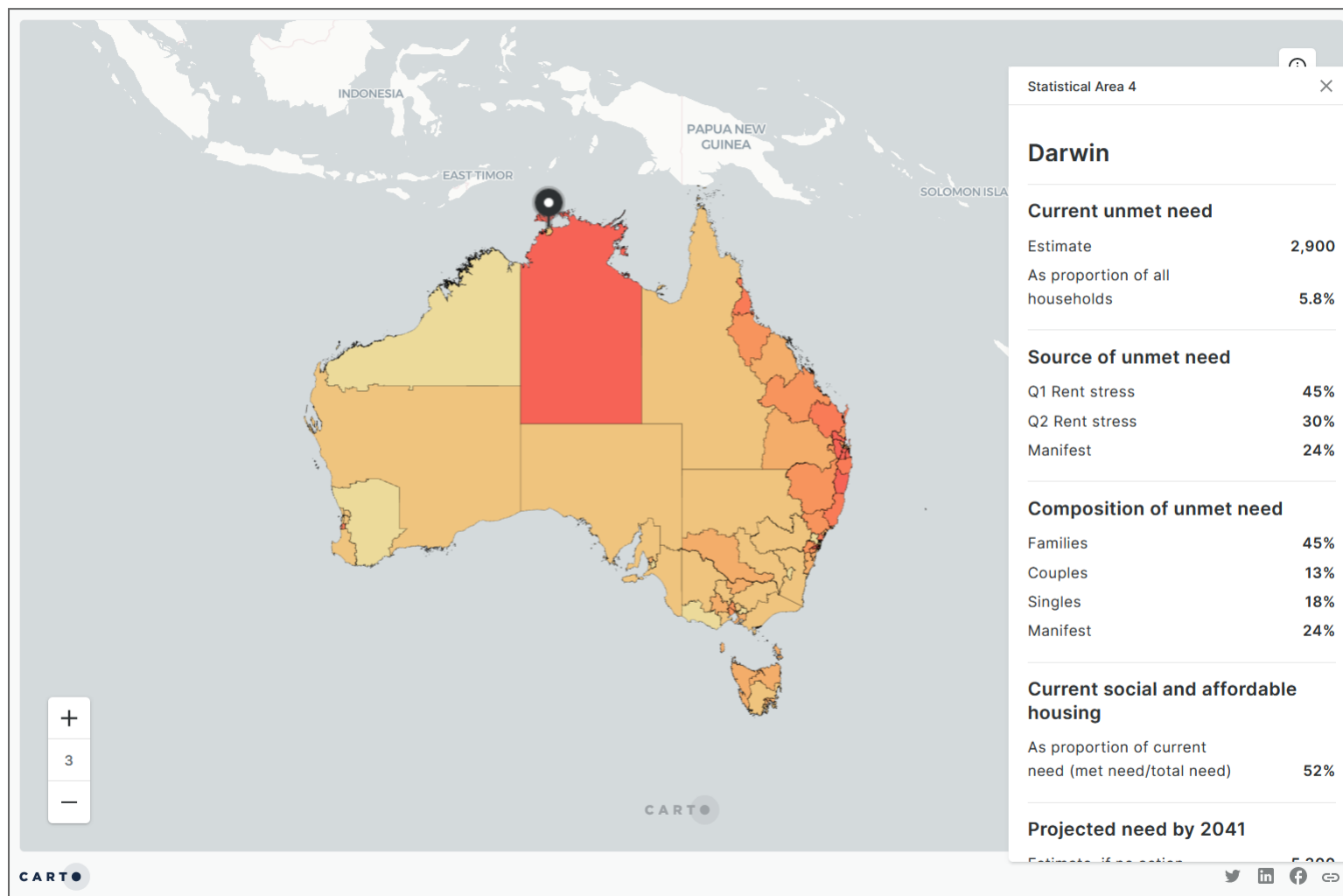
	Northern Territory		All Australia	
	In Darwin	Outside Darwin	Within Capitals	Outside Capitals
				

Composition of unmet need

	Northern Territory		All Australia	
	In Darwin	Outside Darwin	Within Capitals	Outside Capitals
Q1 rent stress				
Q2 rent stress				
Homeless				

Composition of unmet need

	Northern Territory		All Australia	
	In Darwin	Outside Darwin	Within Capitals	Outside Capitals
Q1 rent stress <small>family couple single</small>				
Q2 rent stress <small>family couple single</small>				
Homeless				



Statistical Area 4


Commonwealth Electoral Districts

State Electoral Districts

Local Government Areas


cityfutures.adg.unsw.edu.au/cityviz/housing-need-dashboard/

Of the severely overcrowded dwellings in Australia...




2021 Census count of dwellings:
HOSD Housing suitability = Four or more extra bedrooms needed

Of the severely overcrowded dwellings in Australia...




...18%
are in the
Northern Territory

Of the severely overcrowded dwellings in Australia
outside the capital cities...




...44%
are in the
Northern Territory

Of the severely overcrowded dwellings in Australia outside the capital cities *with Indigenous occupants...*



...63%
are in the
Northern Territory

Of the severely overcrowded dwellings in Australia outside the capital cities with Indigenous occupants *rented from a SHA or CHO...*



...68%
are in the
Northern Territory

Unmet housing need

Ryan van den Nouweland

HAFF Ready in the NT | 30 March 2023

