



Australia's
Global
University



Refugee women:
Key to the
Global Compact
on Refugees

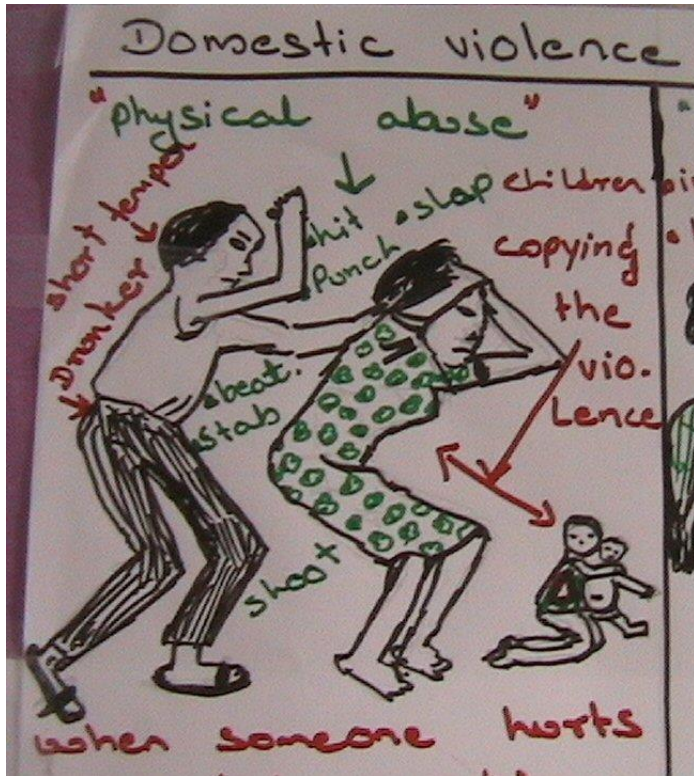


UNSW
Forced Migration
Research Network

COMMUNITY CONSULTATIONS USING RECIPROCAL RESEARCH: Session 6: Storyboards



Storyboarding



Storyboarding moves from problem identification to problem solving. It is an excellent way to engage members of refugee communities in identifying appropriate local solutions.

Participants use storyboards to identify problems and suggest solutions

- What is a story board?
- How story boards can be used to solve problems with refugee communities
- Preparing story boards



How does it work?



From Problem Identification to Solutions. The Storyboard Tool

Participants draw and present their responses to questions about a problem facing their community, what is available to respond to this problem, their ideas for other solutions, and what role the community, NGOs or other groups could take in these solutions.

The verbal presentations are documented and form core research data.



Storyboarding questions could cover:

1. Depict a problem of concern experienced by people in your community. (An example might be the lack of education for women and girls)
2. How does it affect the people concerned, what happens to them, how does this affect their families, their communities?
3. What happens to these women and girls now? (What help is available to them and is it effective?)



Intellectual property of E Pittaway and L. Bartolomei; Reuse is permitted with author attribution

Storyboarding questions continued:

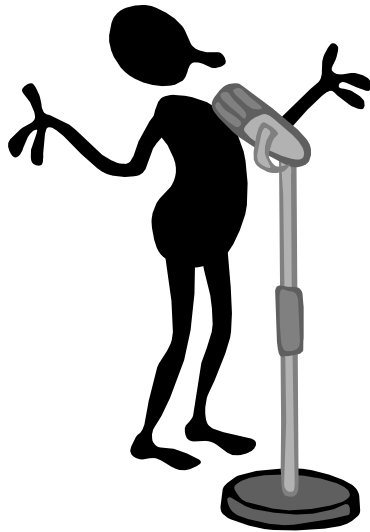
4. If you were in charge of services for this group of people, what would you provide for them, their families and the community, to address this issue?

5. Who else do you think could provide these services, Who would you want to do this, What help would RLWO's need to address it?

6. If all these services were available what would be the best outcome for these participants?



Documenting the discussion of the drawings



Participants need to be given enough time to fully explain and discuss what they have drawn.

With the permission of participants, this must all be carefully documented and becomes evidence for future actions.

Some examples



A 12 years – old girl is married to a 40 years-old man.... She got pregnant shortly after the wedding. Being pregnant is not good for her health. This time her physical condition is not well. A lot of bleeding from her body. The women facing some problem such as [early pregnancy], they will be physically un-well, they will die, baby will be die when delivery time. (Refugee women Camp 18)

You don't even need the dialogue!




**The topic
was abuse
including
rape by an
employer**


Refugee Group, Kuala Lumpur 2018

Intellectual property of E Pittaway and L. Bartolomei; Reuse is permitted with author attribution




Her response when she finds herself pregnant and the impact on her family



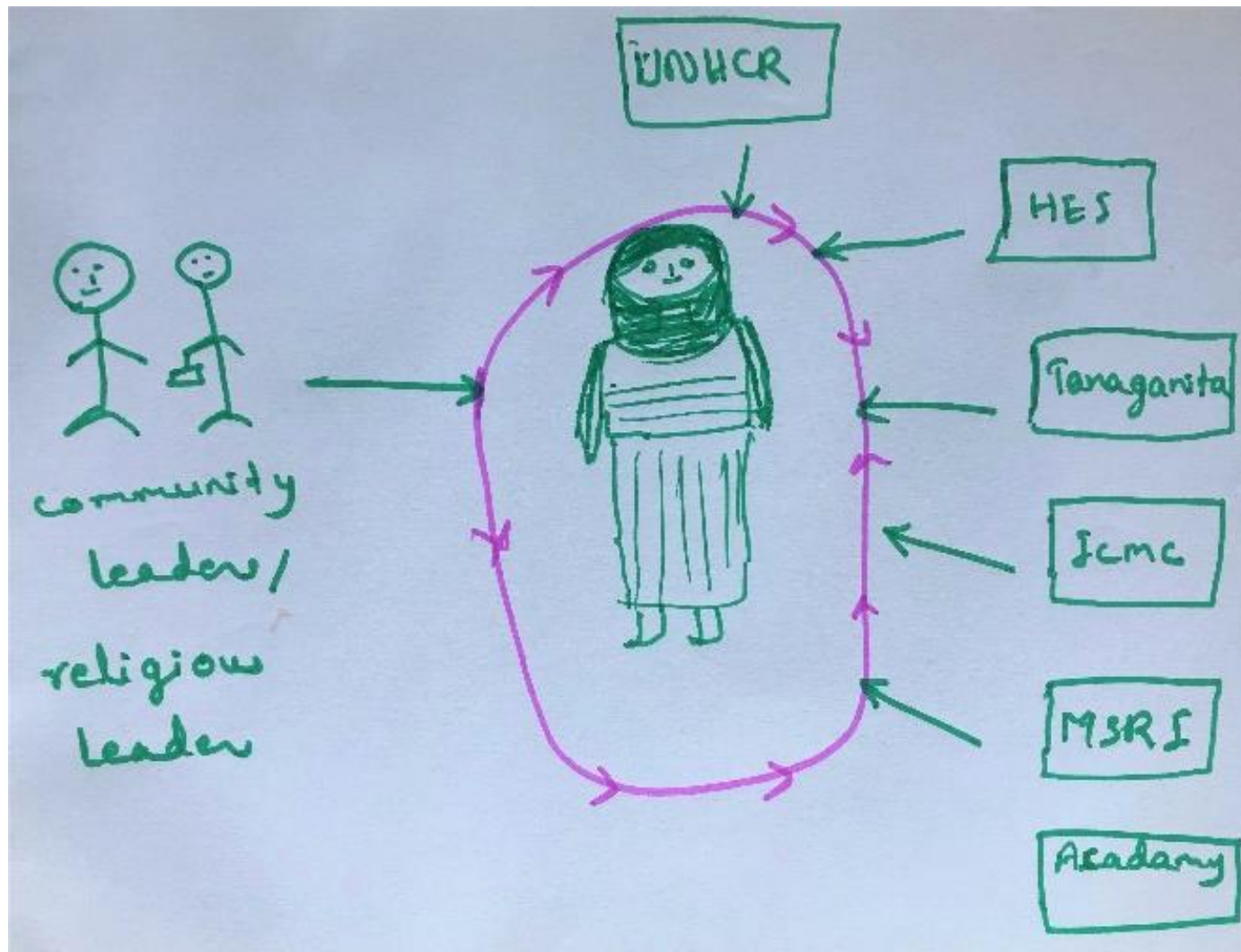


The help
the
women
wanted,
but
could
not
always
access.

How to achieve change



Comprehensive Protection and Care



Moving forward – addressing the links between Livelihoods and addressing SGBV



Using the data collected

The outcomes of the story boards will form the basis of the next stage of the risk analysis and response.

