

Designing Data Storytelling:

Dragging students kicking and screaming into my chaos,
A rant by Poon Leung



UNSW
SYDNEY

Why?



UNSW
SYDNEY

What are a student's motivators?

- Grades: give marks for everything!
- Getting a degree
- Getting a job

It's not their fault!



UNSW
SYDNEY

What are better student motivators?

- Fun
- Curiosity
- Genuine learning
- Building a community with other students



How?

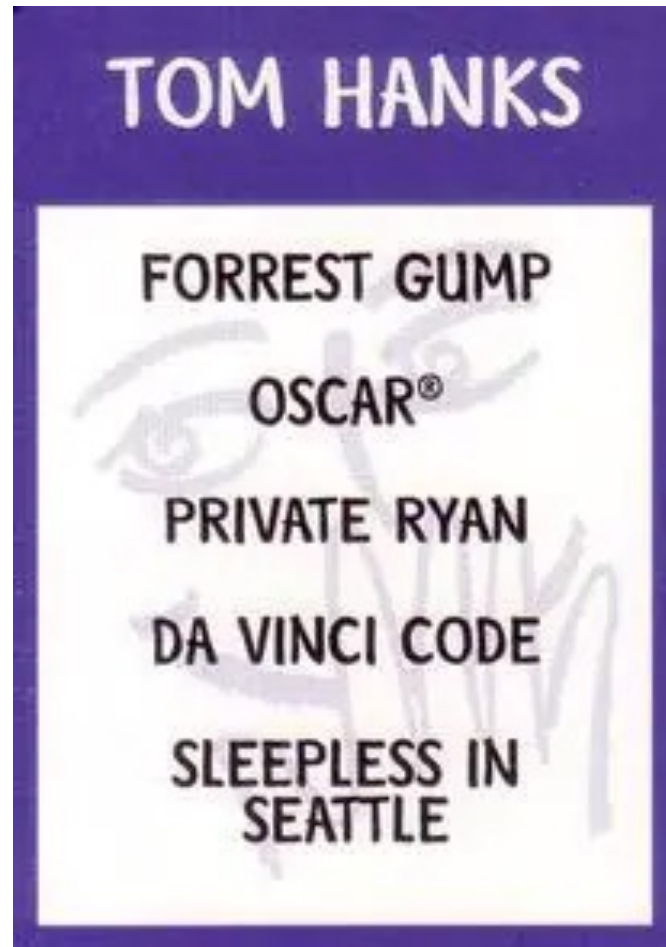


UNSW
SYDNEY

Let your students play!



Let your students play!



Why did I do that?

The game was a warm-up activity for communication

- As a first impression, it sets the tone.
- Show instead of telling!
 - Knowing \neq Communicating
 - Needing alternative methods
 - Cultural barriers



What are better student motivators?

- Fun
- Curiosity
- Genuine learning
- Building a community with other students



Community of Feedback

Challenge: It is hard to give feedback to so many students!

Proposed solution: Be lazy! Get the students to do some of the work!



Community of Feedback

1. In my opinion, it would be better if the legend placed right after the percentage so the reader will see which state directly after see the percentage.

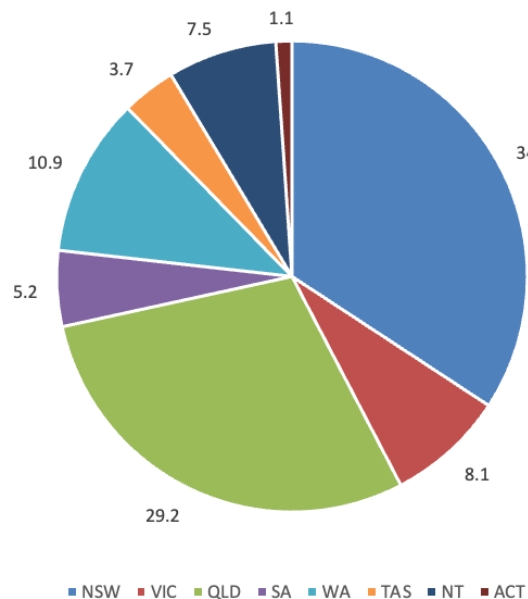
2. Other things you could try in addition to (the above) are:

1. Place the "%" sign next to each value so the units are clear (I know you have mentioned it in the title but this would be clearer to the reader).

2. The title could be more informative - i.e. you could mention "Australia" and "percentage breakdown amongst the states".

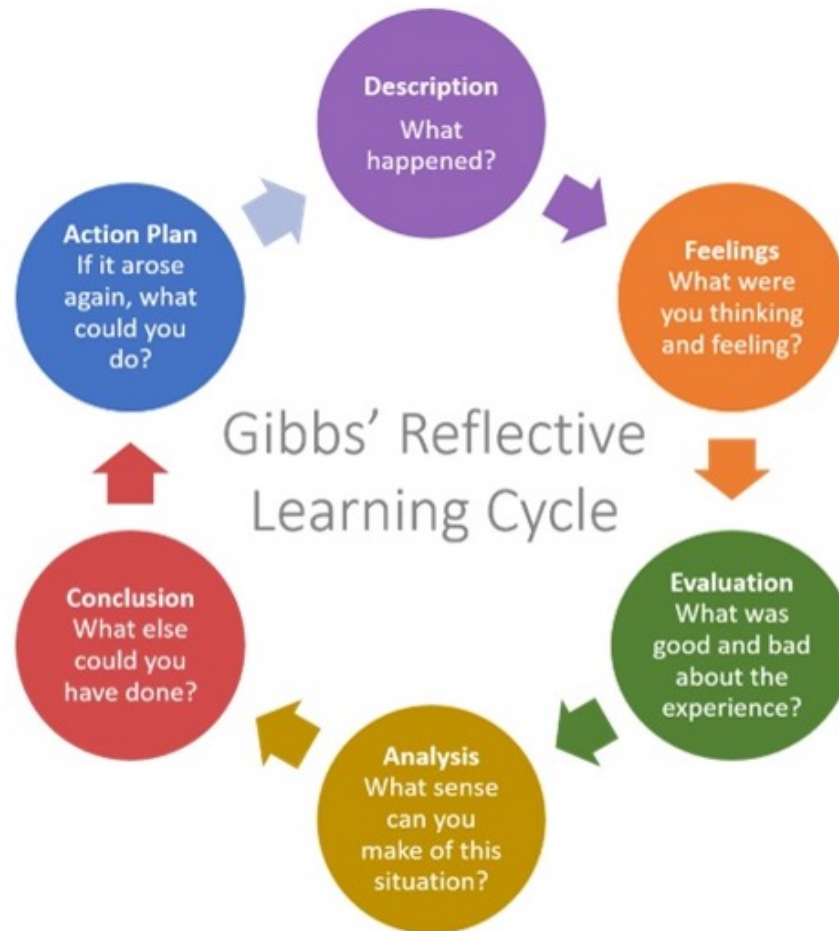
3. The numbers add up to 99.9 and not 100 - you could put a comment to note the rounding.

Aboriginal population as a percentage in 2021



Community of Feedback

KLAP Team Review Form



Keep an eye on LinkedIn!

- Students will be posting their work soon.

