




Trends in the availability and types of drugs sold on the internet via cryptomarkets, June 2024 - May 2025

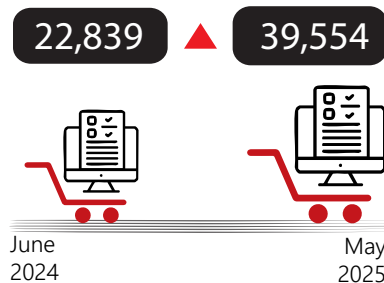
15 cryptomarkets monitored



From 1st June 2024 to 31st May 2025, 15 cryptomarkets were monitored, of which 14 remained active at the end of the reporting period.



The cryptomarkets reaching more than 10,000 listings in a snapshot during the 12-month period.



There were 22,839 and 39,554 drug listings per snapshot in June 2024 and May 2025, respectively, with significant increase of 5.1% per month in the drug market size.

26.2% Cannabis

- 8.2% MDMA
- 8.1% Benzodiazepines
- 7.5% Opioids (excluding heroin)
- 6.9% Cocaine
- 6.1% Meth/amphetamines


Top 6 drugs across cryptomarket listings from June 2024 to May 2025.

PIEDs / weight loss drugs



The market share of PEDs/weight loss drugs showed the highest rate of increase from 4.7% in June 2024 to 6.4% in May 2025.

Meth/amphetamines



The market share of meth/amphetamines showed a decrease, from 6.4% in June 2024 to 5.7% in May 2025.