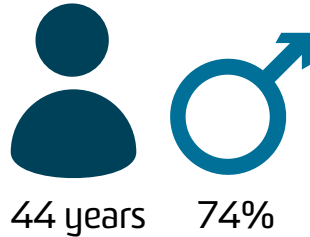


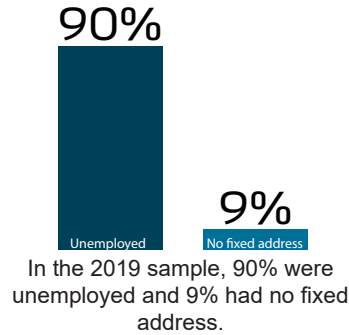
## 2019 SAMPLE CHARACTERISTICS



In 2019, 100 people from the Australian Capital Territory participated in IDRS interviews.



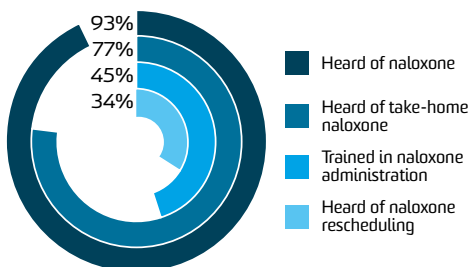
The mean age in 2019 was 44, and 74% identified as male.



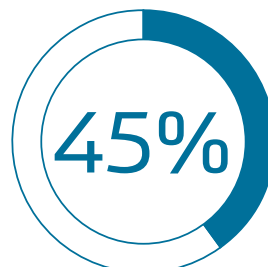
- 1 Heroin
- 2 Crystal Methamphetamine
- 3 Powder Methamphetamine

The three most commonly injected drugs were heroin, crystal methamphetamine and powder methamphetamine.

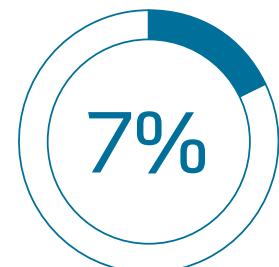
## NALOXONE



ACT IDRS participant's knowledge of the take-home naloxone programme.

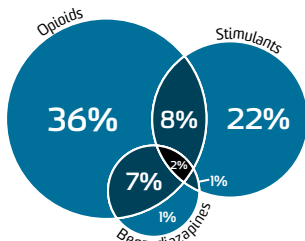


Of those who had completed naloxone training, 45% had used naloxone to resuscitate someone who had overdosed.

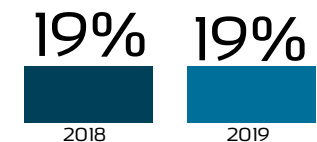


In the ACT IDRS sample, 7% said they had been resuscitated with naloxone by someone who had been trained through the take home program.

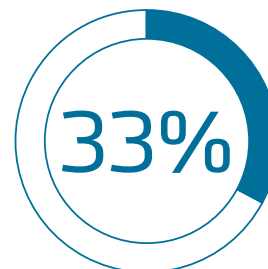
## OTHER HARMS AND HELP SEEKING



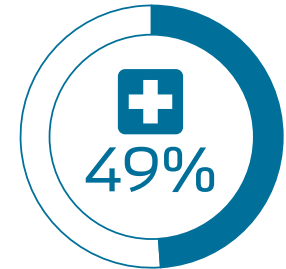
Nearly all (99%) reported using one of more drugs (including alcohol and tobacco) on the day preceding interview.



Non-fatal overdose in the previous 12 months remained stable at 19% (19% in 2018).

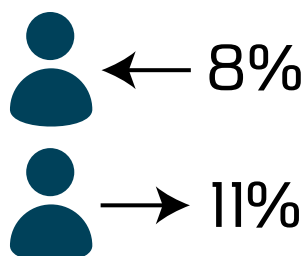


Of those that had sex in the past 6 months, 33% reported that alcohol and/or other drugs impaired their ability to negotiate their wishes.

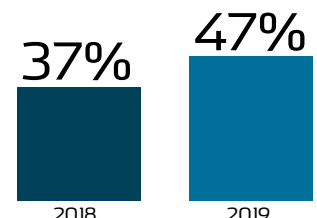


49% of ACT IDRS participants reported that they were currently in drug treatment.

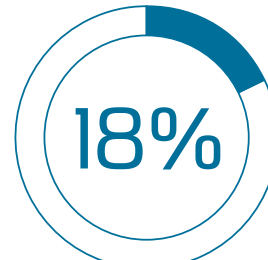
## INJECTING RELATED RISKS AND HARMS



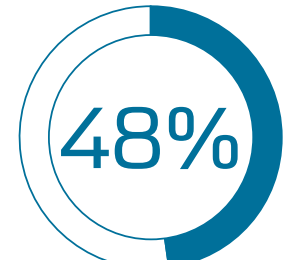
In 2019, 8% of the ACT IDRS sample reported receptive needle sharing, and 11% reported distributive needle sharing.



In 2019, 47% reported to have re-used their own needles (37% in 2018).

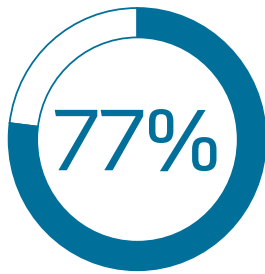


18% of ACT IDRS participants reported injecting in a public place in 2019.

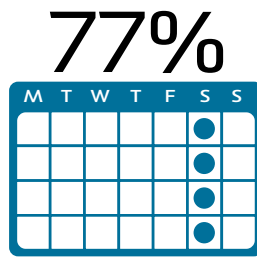


In 2019, almost half (48%) of the ACT sample reported having an injection-related health issue in the month preceding interview.

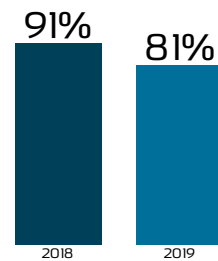
## HEROIN



77% of ACT IDRS participants reported using heroin in the past 6 months.



Of those who had recently consumed heroin, more than three in four (77%) used it weekly.

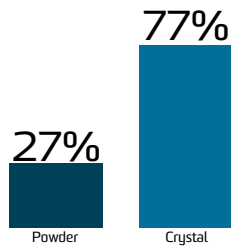


Of those who could comment, 81% perceived heroin to be 'easy' or 'very easy' to obtain in 2019 (91% in 2018).

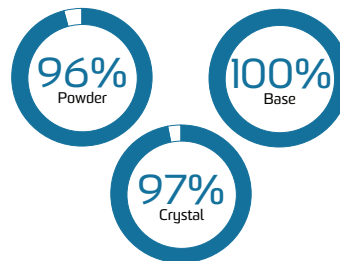
## METHAMPHETAMINE



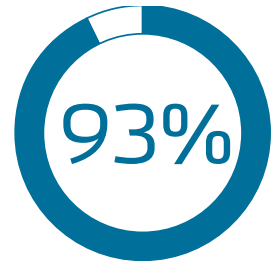
79% of ACT 2019 IDRS participants reported past 6 month use of any methamphetamine.



Of the entire sample, 27% had recently consumed powder, and 77% crystal methamphetamine.

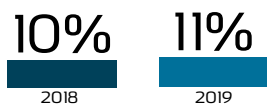


Injection was the main route of administration for powder (96%), crystal (97%) and base (100%) among recent consumers.

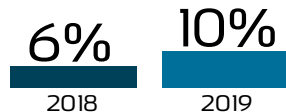


Of those who could comment 93% perceived crystal methamphetamine to be 'easy' or 'very easy' to obtain in 2019.

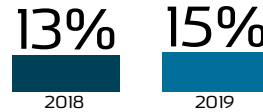
## PHARMACEUTICAL OPIOIDS



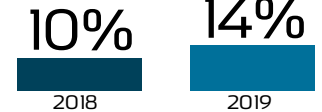
Past 6 month use of non-prescribed morphine was stable at 11% in the 2019 IDRS sample (10% in 2018).



Past 6 month use of non-prescribed fentanyl was stable at 10% in the 2019 IDRS sample (6% in 2018).



Past 6 month use of non-prescribed methadone was stable at 15% in the 2019 IDRS sample (13% in 2018).

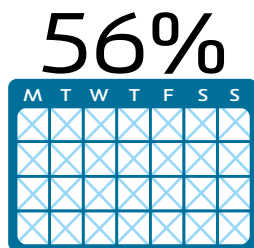


Past 6 month use of non-prescribed oxycodone was stable at 14% in the 2019 IDRS sample (10% in 2018).

## CANNABIS



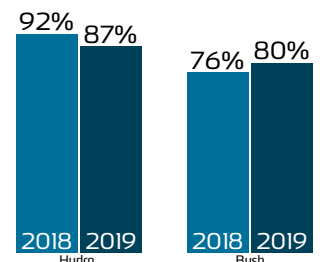
79% of ACT IDRS participants reported using cannabis in the past 6 months.



Of those who had consumed cannabis recently, 56% reported daily use.



Of people who had consumed cannabis in the last 6 months, 100% had smoked it.



Of those who could comment high percentages perceived bush and hydro to be 'easy' or 'very easy' to obtain.