



# Trends in the availability and types of drugs sold on the internet via cryptomarkets, October 2024 - September 2025

**15** cryptomarkets monitored



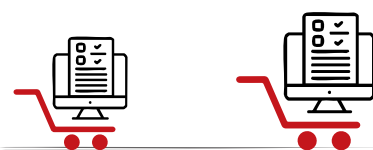
From 1st October 2024 to 30th September 2025, 15 cryptomarkets were monitored, of which 10 remained active at the end of the reporting period.

- 1 Archetyp
- 2 Drughub
- 3 Abacus

The cryptomarkets reaching more than 10,000 listings in a snapshot during the 12-month period.

27,630

39,288



Oct 2024

Sep 2025

There were 27,630 and 39,288 drug listings per snapshot in Oct 2024 and Sep 2025, respectively, with an estimated non-significant increase in listings of 2.8% per month.

## 25.8% Cannabis

8.0% Benzodiazepines

7.9% MDMA

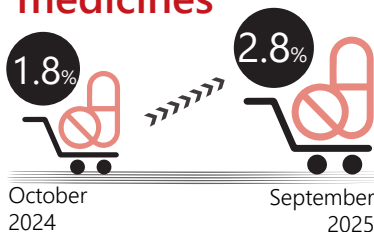
7.4% Opioids (excluding heroin)

6.9% Cocaine

6.0% PIEDs/weight loss drugs

5.9% Meth/amphetamine (illicit)

## Psychotropic medicines




October 2024

September 2025

The market share of psychotropic medicines showed the highest rate of increase from 1.8% in October 2024 to 2.8% in September 2025.

## Cannabis



October 2024

September 2025

The greatest rate of decrease in market share was observed for cannabis, from 26.2% in October 2024 to 24.9% in September 2025.

Top 7 drugs across cryptomarket listings from October 2024 to September 2025.