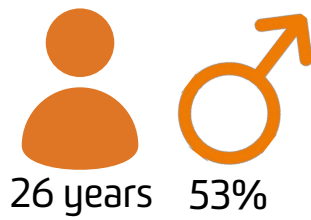


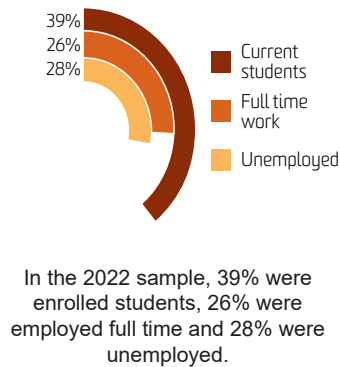
2022 SAMPLE CHARACTERISTICS



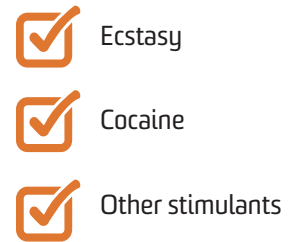
In 2022, 100 participants, recruited from Canberra, ACT were interviewed.



The median age in 2022 was 26, and 53% identified as male.

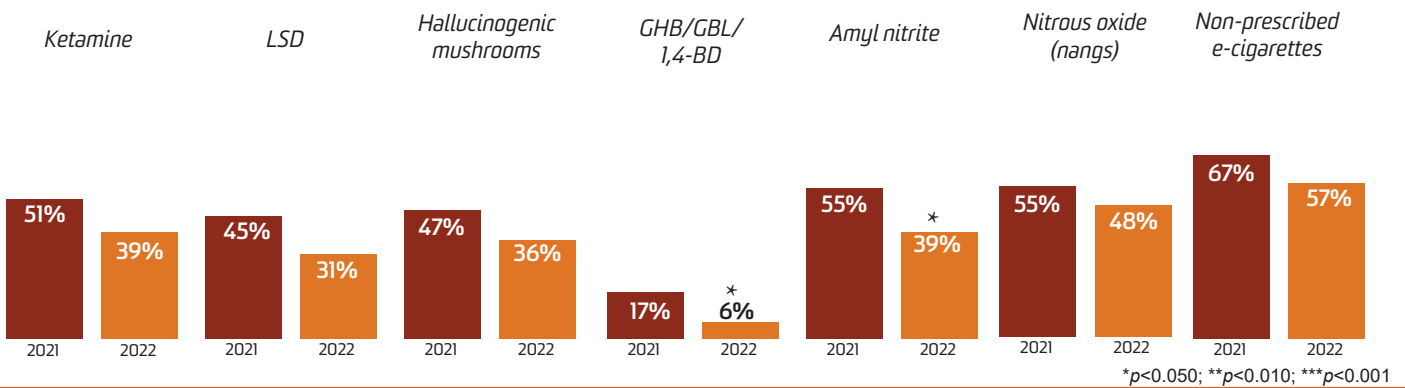


In the 2022 sample, 39% were enrolled students, 26% were employed full time and 28% were unemployed.

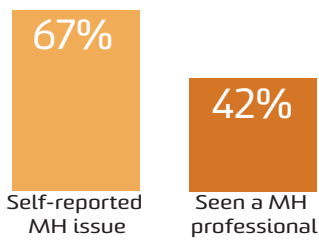


Participants were recruited on the basis that they had consumed ecstasy and/or other illicit stimulants at least monthly in the past 6 months.

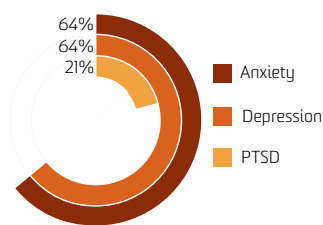
PAST 6 MONTH USE OF SELECTED DRUGS



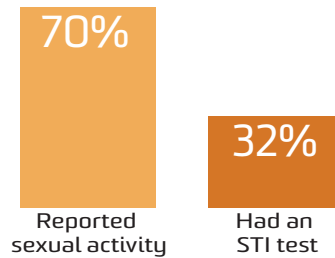
MENTAL HEALTH AND SEXUAL HEALTH BEHAVIOURS



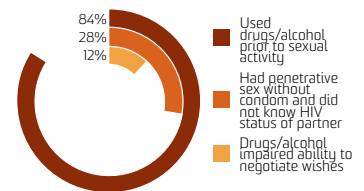
In the total sample, 67% self-reported a mental health issue and 42% had seen a mental health professional in the past 6 months.



Of those who had a mental health condition, the three most common mental health issues reported were anxiety (64%), depression (64%) and PTSD (21%).

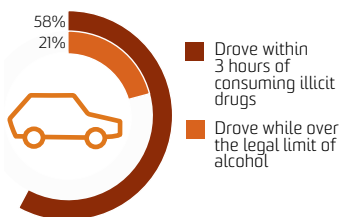


In the total sample, 70% reported sexual activity in the past 4 weeks, and 32% had a sexual health check in the past 6 months.



Sexual risk behaviours among those who reported any sexual activity in the past four weeks and were able to comment.

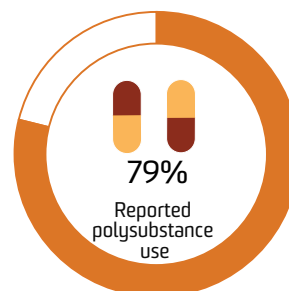
OTHER RISK BEHAVIOURS



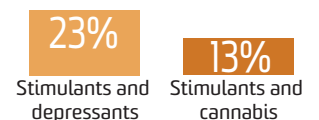
Among recent drivers, 58% reported driving a vehicle within 3 hours of consuming illicit drugs and 21% while over the legal limit of alcohol.



In the 2022 sample, 17% reported a non-fatal depressant overdose in the previous 12 months, stable relative to 2021 (21%).

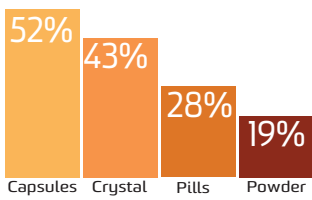


In the total sample, 79% reported concurrent use of two or more substances on the last occasion of ecstasy or related drug use.

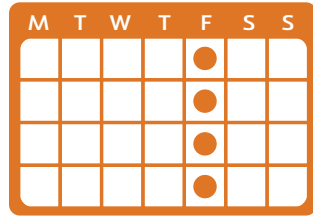


The most commonly used combinations of drug classes on the last occasion of ecstasy or related drug use.

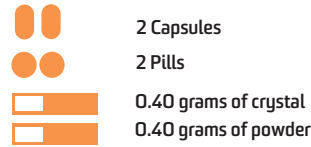
ECSTASY



Past 6 month use of ecstasy capsules, crystal, pills, and powder in 2022.



Of those who had recently consumed ecstasy, 14% reported weekly or more frequent use.

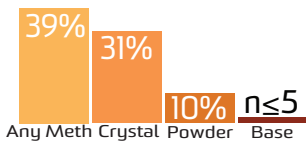


Median amounts of ecstasy consumed in a 'typical' session using each form.

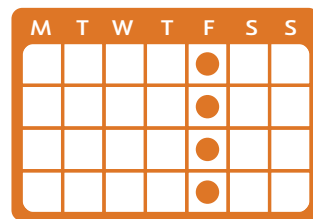


In 2022, more participants perceived the availability of capsules and crystal forms as 'difficult' or 'very difficult' relative to 2021.

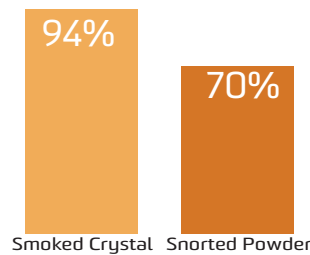
METHAMPHETAMINE



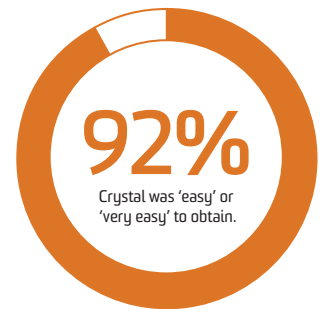
Past 6 month use of any methamphetamine, crystal, powder and base in 2022.



Of those who had recently consumed methamphetamine, 46% reported weekly or more frequent use.

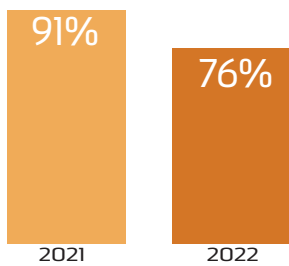


94% of participants who had recently used crystal smoked it. Of those who had recently used powder, 70% snorted it.

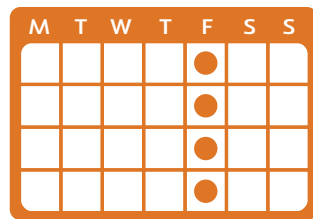


Of those who could comment, 92% perceived crystal methamphetamine to be 'easy' or 'very easy' to obtain.

COCAINE



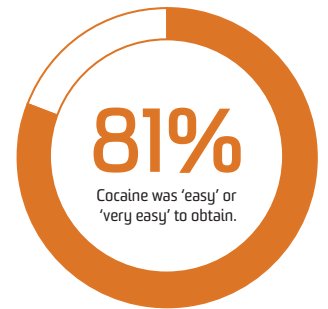
Past 6 month use of any cocaine significantly decreased between 2021 and 2022.



Of those who had recently consumed cocaine, 17% reported weekly or more frequent use.

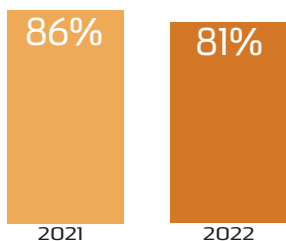


In 2022, the median price of a gram of cocaine remained stable at \$300.




Of those who could comment, 81% perceived cocaine to be 'easy' or 'very easy' to obtain.

CANNABIS AND/OR CANNABINOID RELATED PRODUCTS



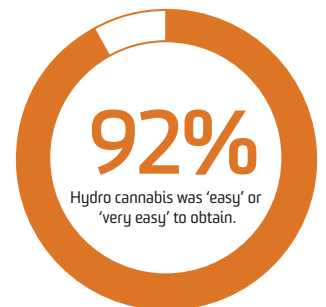
Past 6 month use of non-prescribed cannabis and/or cannabinoid related products remained stable between 2021 and 2022.



Of those who had recently consumed non-prescribed cannabis and/or cannabinoid related products, 65% reported weekly or more frequent use.



Of participants who had consumed non-prescribed cannabis and/or cannabinoid related products in the last 6 months, 93% had smoked it.



Of those who could comment, 92% perceived hydro to be 'easy' or 'very easy' to obtain.