IDRS Illicit Drug Reporting System

2023 SAMPLE CHARACTERISTICS

In 2023, 66 participants, recruited from Hobart, TAS were interviewed.

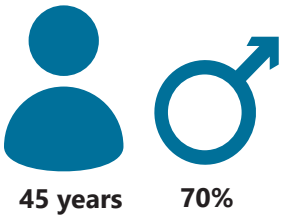

The median age in 2023 was 45, and 70% identified as male.

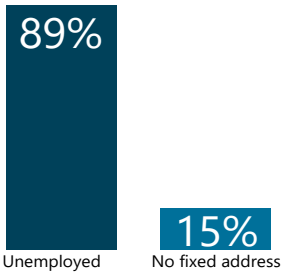

In the 2023 sample, 89% were unemployed and 15% had no fixed address.

- Injected heroin
- Injected methamphetamine
- Injected other illicit or non-prescribed drugs

Participants were recruited on the basis that they had injected drugs at least monthly in the previous 6 months.

INJECTING RELATED RISKS AND HARMS

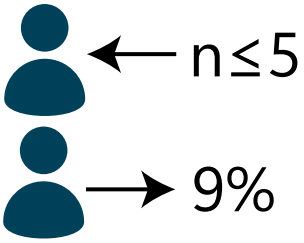

In 2023, few participants (n≤5) reported receptive sharing in the past month and 9% reported distributive sharing.

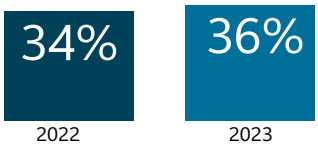

36% of participants reported re-using their own needles in the past month, stable from 2022 (34%).

One third (33%) of participants reported injecting someone else after injecting themselves in the past month, stable relative to 2022 (19%).

21% of participants reported having an injection-related health issue in the past month, stable from 2022 (22%).

OTHER HARMS AND HELP-SEEKING

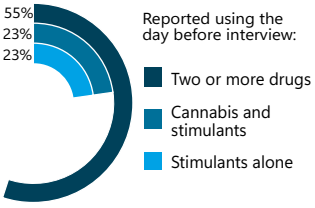

The most common patterns of poly substance use on the day preceding interview were cannabis and stimulants, and stimulants alone.

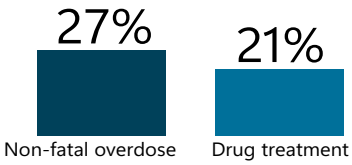

Past year non-fatal overdose significantly increased to 27% in 2023, whereas current drug treatment (21%) remained stable in 2023 relative to 2022.

In 2023, 66% of participants reported a mental health problem in the 6 months preceding interview, and one third (32%) had seen a mental health professional.

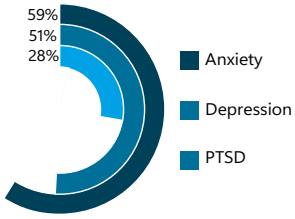

Among those who reported a mental health problem, the three most common mental health issues were anxiety, depression and PTSD.

NALOXONE, HARM REDUCTION AND STIGMA

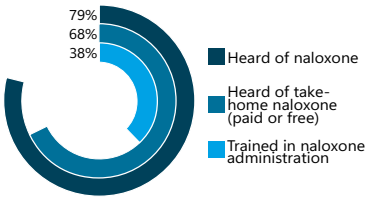

Knowledge of naloxone significantly increased in 2023, but familiarity with take-home naloxone and training in its administration remained steady compared to 2022.

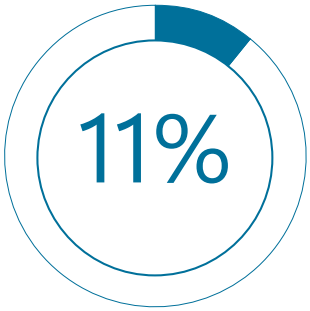

In 2023, 11% of the sample reported ever using naloxone to resuscitate someone who had overdosed, with few participants (n≤5) having done so in the past year.



Half (50%) of the sample reported experiencing stigma because of their injecting drug use in the six months preceding interview, most commonly from police.

In 2023, 11% of the sample reported that they or some-one else had tested the content and/or purity of their illicit drugs in Australia in the past year.

HEROIN

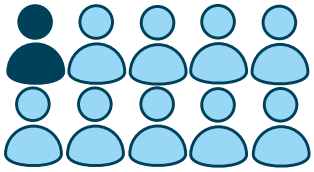

Past 6 month use of heroin remained stable in 2023 (11%) relative to 2022 (22%).

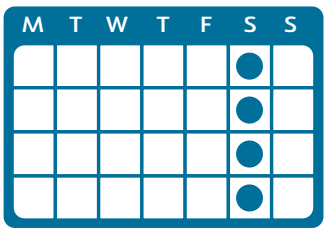

Of those who had recently consumed heroin, few participants (n≤5) reported weekly or more frequent use (36% in 2022).

Few participants (n≤5) reported on price for a point of heroin in 2023 ($100 in 2022).

n≤5

2023

Few participants (n≤5) reported on the availability of heroin in 2023.

METHAMPHETAMINE

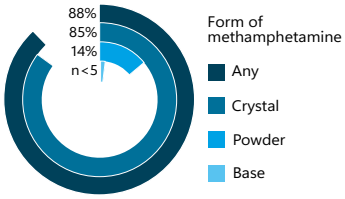

Past 6 month use of any methamphetamine, crystal, powder and base remained stable between 2022 and 2023.

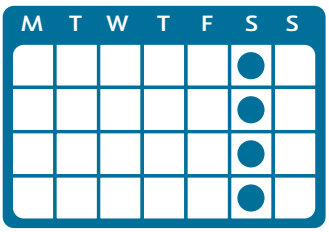

Of those who had recently used any form of methamphetamine, 81% reported weekly or more frequent use, stable from 2022 (79%).



In 2023, the median reported price for a point of crystal methamphetamine significantly decreased to $50 in 2023 ($100 in 2022).

Of those who could comment, all (100%) perceived crystal methamphetamine to be 'easy' or 'very easy' to obtain in 2023 (94% in 2022).

OTHER DRUGS

Non-prescribed morphine

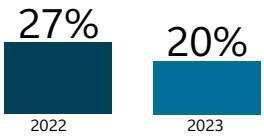

Past 6 month use of non-prescribed morphine remained stable in 2023 relative to 2022.

Non-prescribed fentanyl

Past 6 month use of non-prescribed fentanyl remained stable in 2023 relative to 2022.

Non-prescribed pregabalin

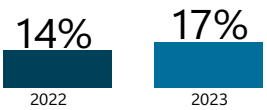

Past 6 month use of non-prescribed pregabalin remained stable in 2023 relative to 2022.

GHB/GBL/1,4-BD

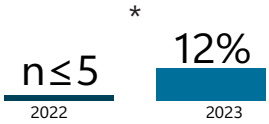

Past 6 month use of GHB/GBL/1,4-BD significantly increased in 2023 relative to 2022.

*$p<0.050$; **$p<0.010$; ***$p<0.001$

CANNABIS AND/OR CANNABINOID-RELATED PRODUCTS



Past 6 month use of non-prescribed cannabis and/or cannabinoid-related products remained stable in 2023 (73%) relative to 2022 (70%).

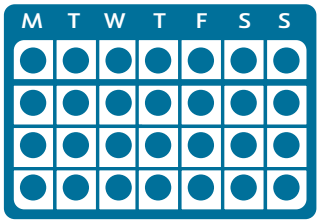

Of those who had recently used non-prescribed cannabis and/or cannabinoid-related products, 60% reported daily use, stable from 2022 (51%).

Of participants who had consumed non-prescribed cannabis and/or cannabinoid-related products in the last 6 months, most (83%) had smoked it.

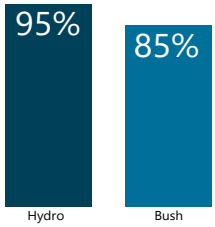

Of those who could comment, the majority perceived both hydro and bush to be 'easy' or 'very easy' to obtain, stable from 2022.